


JT S1k(B) 630-650W

Dual-glass Monocrystalline Solar Module

120 Cells / MBB / HJT / 1500V DC / 23.0% Maximum Efficiency



KEY FEATURES



Excellent power generation performance

Advanced technology, maximum efficiency 23.0%
Bifacial cell, additional 5%-30% more yield



Leading HJT Technology

A fusion of N-type wafer-based solar cell technology and thin-film PV
High-efficiency cell structure and special anti-reflective glass increase
higher power output



Excellent low light performance

Excellent low light performance on cloudy days, mornings and evenings
Lower thermal coefficients and power loss under high temperature



Stable mechanical properties

Certified to withstand the most challenging environment
5400 Pa snow load • 2400 Pa wind load



Industry leading warranty

Anti-LID & PID, high reliability and longer lifetime
30 years linear performance warranty < 12%



QUALIFICATIONS & CERTIFICATES

- IEC 61215, IEC 61730, IEC 62941
- ISO 9001: Quality Management System
- ISO 14001: Environment Management System
- ISO 45001: Occupational Health and Safety

JETION SOLAR

As a member of CNBM - a Fortune 500 company, Jetion Solar provides various product solutions, global EPC service and financing. Its standard and high-efficiency product offerings are among the most powerful and cost-effective in the industry. Till now, Jetion Solar has cumulatively more than 15 GW module shipment and 1 GW global EPC track records.

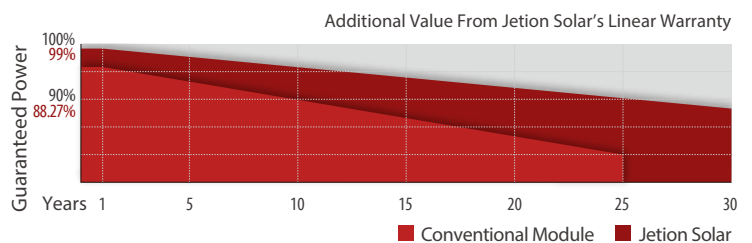
WARRANTY



Product
Warranty



Performance
Warranty



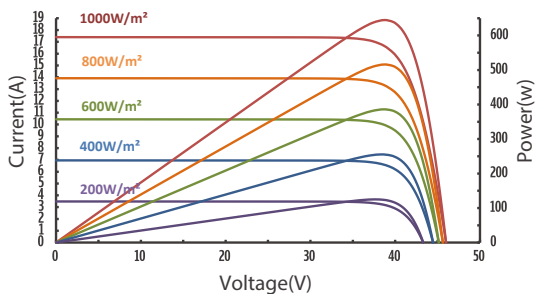
Jetion Solar (China) Co., Ltd.

Add: 1011 Zhencheng Road, Jiangyin, Jiangsu Province, P.R. China 214443
Tel: +86 (510) 8668 7300
E-mail: marketing@jetion.com.cn
Web: www.jetionsolar.com

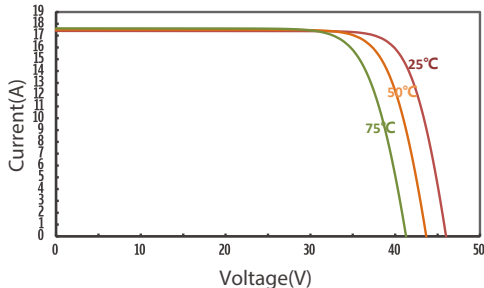


IV CURVES

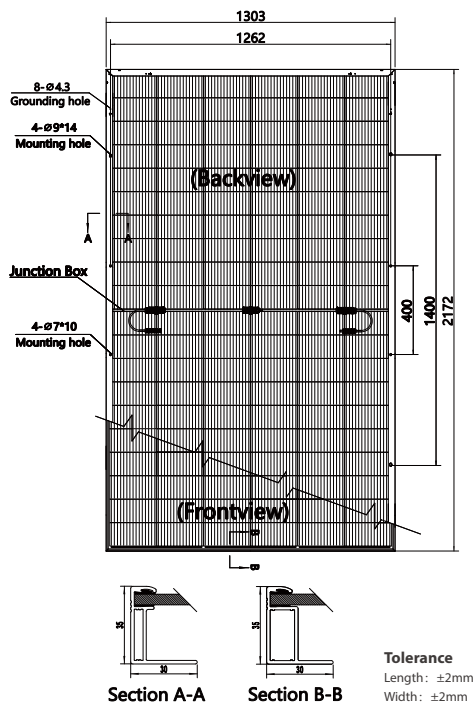
IV Curves of JT640SIk(B) at different irradiances



IV Curves of JT640SIk(B) at different Temp



DIMENSION



Remarks

*Installation instruction must be followed. See the installation manual or contact our technical service department for further information on approved installation.
 *The specification and key features described in this datasheet may deviate slightly and are not guaranteed. Due to ongoing innovation, R&D enhancement, Jetion Solar (China) Co., Ltd. reserves the right to make any adjustment to the information described herein at any time without notice. Please always obtain the most recent version of the datasheet which shall be duly incorporated into the binding contract made by the parties governing all transactions related to the purchase and sale of the products described herein. Jetion Solar_REV_2024_04_EN

ELECTRICAL DATA

TYPE (Tolerance: 0 - +5W)	JT630SIk(B)		JT635SIk(B)		JT640SIk(B)		JT645SIk(B)		JT650SIk(B)	
Test Condition	STC	NMOT	STC	NMOT	STC	NMOT	STC	NMOT	STC	NMOT
Maximum Power Pmax (W)	630	482.98	635	486.80	640	490.64	645	494.50	650	498.37
Maximum Power Voltage Vmp (V)	38.00	35.10	38.15	35.25	38.30	35.40	38.45	35.55	38.60	35.70
Maximum Power Current Imp (A)	16.58	13.76	16.65	13.81	16.72	13.86	16.78	13.91	16.84	13.96
Open Circuit Voltage Voc (V)	45.1	43.2	45.25	43.4	45.4	43.6	45.55	43.8	45.7	44.0
Short Circuit Current Isc (A)	17.38	14.02	17.45	14.05	17.52	14.09	17.58	14.13	17.64	14.17
Module Efficiency (%)	22.3%		22.4%		22.6%		22.8%		23.0%	

STC: Irradiance 1000W/m², Cell Temperature 25°C, Air Mass AM1.5

NMOT: Irradiance at 800W/m², Ambient Temperature 20°C, Wind Speed 1m/s

Measuring tolerance: ±3%

BSTC

Maximum Power - Pmax (W)	690.78	696.18	701.60	707.04	712.50
Maximum Power Voltage -Vmp (V)	37.40	37.55	37.70	37.85	38.00
Maximum Power Current -Imp (A)	18.47	18.54	18.61	18.68	18.75
Open Circuit Voltage -Voc (V)	45.20	45.35	45.50	45.65	45.80
Short Circuit Current -Isc (A)	18.92	18.99	19.06	19.13	19.20

BSTC : Front side irradiation 1000W/m², back side reflection irradiation 135W/m², spectrum AM1.5, ambient temperature 25°C. Values are based on RETC certified results from a light-soaked module.

TEMPERATURE RATINGS

Temperature Coefficient of Isc (αIsc)	+0.040%/°C
Temperature Coefficient of Voc (βVoc)	-0.24%/°C
Temperature Coefficient of Pmax (γPmp)	-0.26%/°C
Normal Module Operating Temperature (NMOT)	43°C±3°C

OPERATING PARAMETERS

Maximum System Voltage	1500V/DC(IEC)
Operating Temperature	-40°C~+85°C
Maximum Series Fuse	35A
Maximum Test Load, Push/Pull	5400Pa/2400Pa
Conductivity at Ground	≤ 0.1Ω
Safety Class	II
Resistance	≥ 100MΩ
Voc and Isc Tolerance	±3%
Bifaciality	85±10%

MECHANICAL DATA

Solar Cell Type	Mono 210×105 mm(8.3×4.1 inches)
Number of Cells	120 [2 x (10 x 6)]
Module Dimensions	2172×1303×35 mm(85.5×51.3×1.4 inches)
Weight	35.3 kg(77.8 lb)
Front Cover	High transmission, AR coated tempered glass, 2.0mm
Back Cover	High transmission, Tempered, White Grid Glass/AR coating (optional), 2.0mm
Frame	Silver, anodized aluminium alloy
J-Box	≥ IP68
Cable	4.0 mm ² solar cable, 400mm(+)/200mm(-)
Number of diodes	3

PACKAGING CONFIGURATION

Module per pallet	31 pieces
Module per 40'HQ container	18 pallets, 558 pieces

